

From the Gavel...



Wireless – if only!

For a hobby that claims to be about wireless communication, we sure do have a lot of wires around.

Earphones, mike, PTT switch.

CAT control, sound-card interface, paddle.

Power, tuner - and I have not even got to the antenna yet!

If, as the saying goes, “The nice thing about standards is there are so many to choose from”, there certainly a lot of cables and cords with various ends and connectors on them. RJ-45, USB-A, USB-B, Mini-USB, 1/8”, 1/4”, Molex-this and Mini-DIN-that, and the list goes on.

And then the cable itself. Coax, solid, stranded, four-conductor, foam. Wow.

But once my signal finally makes it out past all those hurdles, it can actually start getting somewhere.

With the flux higher than it ever has been during my so-far brief tenure as an amateur operator, I am getting a taste of good propagation. Although sometimes I do wonder about how well I am getting out - considering I have had some VERY short-haul QSOs, including with VA3PEN, VE3VOC, VA3TPV and VE3VE (AKA VE3XAP) on a variety of bands from 40M to 10M.

I hope Santa was good to you all - no radio toys for me this year. But my son did get a little R/C Helicopter which is a pretty good alternative. The fact that I thought it would be fun for me also did not enter in to the

decision (much!). And at least I did remember to turn on the radio a few times over the break, made a couple of new countries (still easy when you have as few as I do), and managed a few hours in the chair for the RAC Winter contest - hope you did too.

Looking forward, I don't really make resolutions, because generally I would like to make them for other people! But the one radio-focussed item that I do have on a mental checklist is to get my morse speed back up.

For those that take the CW course that is just starting - don't do what I did, and let your skill atrophy right after passing the test. I had a couple of code QSOs and then let it all slip away.

In other club news, the Advanced class is starting up on January 9th, so if you have a hankering to learn more, transmit with high-power or design your own equipment, here's your ticket to learn.

In closing, I commend to you the new ARRL video “The DIY Magic of Amateur Radio”

<http://youtu.be/vlDwVhx7miQ> . It is an attempt to bridge the divide between Amateur clubs and the Maker/DIY movement. Have you heard of the Maker movement? Attended a HackLab?

Keep on radiating signals

Scott, VA3NMI

This Month

1. From the Gavel
2. Commentary
3. Club Calendar
4. Education Update
6. The MARC DX Award Update
7. DX Desk Update – ARRL Diamond DXCC Challenge
8. Basic Antennas – Understanding Practical Antennas and Design
9. Build A Go Kit Now – Are You Prepared
10. Amateur Radio Operator Advanced Licensing Course
11. RAC Application Form

Sunday Brunch


Sunday brunches are held on the first Sunday of each month. Time is 8:30AM at Bobbies, 20 Queen St, North, Streetsville (NW corner of Britannia Rd/Queen St in Streetsville)). All are welcome to come out and have an opportunity to chat in an informal setting.

Club Nets

2 Metre Tuesday Night Phone Net Join in on the chatter starting at 8:30PM every Tuesday on the club repeater. Hosted by various net controllers. 145.430MHz Tone 103.5 Minus (-) offset. Contact our VHF Net Manager, **Lorne (VE3CXT)**, if interested in becoming a net controller.

75 Metre Sunday Night Net Starts at 8:30PM every Sunday. Hosted by various net controllers. 3.775 MHz +/- QRM. Contact our HF Net Manager, **Michael (VE3TKI)**, if interested in becoming a net controller.

Commentary



December is past. January and the start of a new year is here. We can all reflect upon the coming year's dreams and challenges that lay ahead.

For new hams, read the book review on the ARRL's *Basic*

Antennas - Understanding Practical Antennas and Design which provides a background for more advanced reading on antennas.

Read the MARC DX Award Update to find out who received the MARC DX Award certificates this past month. The MARC DX Award rules and application forms are given on the MARC Web site (http://www.marc.on.ca/marc/events/events_awards.asp).

For DXers, be sure to read *DX Desk Update - ARRL Diamond DXCC Challenge*, a new DXCC award specifically for the 75th anniversary of the original DXCC award.

A must read article by Daniel Goodier, VE3NI, *Build A Go Kit - Are You Prepared?* will help you prepare for that emergency.

The Communicator is one of MARC's methods for communicating information to club members and is your newsletter. Let me know what you would like the newsletter to be and what type of articles you would like it to include. I solicit your input on topics for articles i.e. antennas, kits you have built, great operating experiences, operating tips, book reviews, etc. for consideration by the technical committee.

Without your constant support in the form of ideas, suggestions and article submissions, we would not have such a fine newsletter month after month. I look forward to hearing from all you budding or aspiring authors. Your experience is what makes amateur radio what it is. Let's hear from you.

If you change your email address, please notify both myself and Rick Brown, VE3IMG, Membership manager, of the change.

I can be reached at any club meeting or via email at [va3tpv\[at\]rogers\[dot\]com](mailto:va3tpv[at]rogers[dot]com)

73, Ed Spingola (VA3TPV)

Executive Directors

President	Scott Gregory, VA3NMI
1st Vice President:	David Shilling, VE3XDS
2nd Vice President:	Stephan Bejusca, VA3AR
Treasurer:	Jim Brampton, VE3JIW
Secretary:	Robert Emerson, VE3RHE
Past President:	Jeff Stewart, VA3WXM

Club Managers

Membership Manager	Rick Brown, VE3IMG
Education Manager	Earle Laycock, VE3XEL
House / Visitor Host Manager	Murray Yewer, VE3JMY
Newsletter Editor	Edward Spingola, VA3TPV
Net Managers HF Net	Michael Brickell, VE3TKI
VHF Net	Lorne Jackson, VE3CXT
Repeater Manager	David Shilling, VE3XDS
Assistant	Michael Brickell, VE3TKI
Assistant	John Lorenc (Sr), VA3XJL
Trustee	John Duffy, VE3DRZ
Club Station Manager	Rick Brown, VE3IMG
Assistant	Bob Hudson, VE3CWU
Assistant	Asim Zaidi, VE3XAP
Field Day Joint Chairman	David Kingsland, VE3MDX
Joint Chairman	Thomas Godden, VE3TWG
FSV Manager	Daniel Goodier, VE3NI
Assistant	John Duffy, VE3DRZ
Program Manager	Bryan Jay, VA3BLJ
Assistant	Lorne Jackson, VE3CXT
Webmaster Manager	Rick Brown, VE3IMG
Assistant	T.B.D.
Legal Consultant	Lorne Jackson, VE3CXT
Public Info/ Media Relations	Tony Champion, VA3QC
Education Basic Course Prime	Earle Laycock, VE3XEL
Advanced Course Prime	Thomas Bernard, VA3TMB
MARC Awards Manager	Edward Spingola, VA3TPV

Audit Committee

Auditors Coordinator	Basil Burgess, VE3JEB
----------------------	-----------------------

Public Service

ARES Emergency Coordinator	Dan Goodier, VE3NI
Assistant	Thomas Bernard, VA3TMB
Assistant	Michael Brickell, VE3TKI
Assistant	David Malar, VA3MLR
Assistant	Bob Boyer, VE3XBB
Assistant	John Duffy, VE3DRZ

CANWARN Manager	Peter Mosher, VA3PKM
Special Events / Walks Manager	Bob Boyer, VE3XBB

Special Interest Groups

Contests Manager:	Asim Zaidi, VE3XAP
Assistant	Rick Brown, VE3IMG
QSL Manager	Michael Brickell, VE3TKI
Project Group:	Michael Brickell, VE3TKI

CLUB CALENDAR FOR 2011 - 2012

January 2012

01 Sun HF - 75/80 Meter Net
01 Sun Sunday Brunch – Bobbie's Restaurant²
03 Tue VHF/UHF - 2 Meter Net
05 Thu Exec Meeting
08 Sun HF - 75/80 Meter Net
09 Mon Advanced Class 1
10 Tue VHF/UHF - 2 Meter Net
10 Tue CW Course⁵
11 Wed Project Night⁴
12 Thu Club Meeting - Speaker's Night
15 Sun HF - 75/80 Meter Net
16 Mon Advanced Class 2
17 Tue VHF/UHF - 2 Meter Net
17 Tue CW Course⁵
18 Wed ARES Meeting³
19 Thu Basic Graduation/Pizza Nite at Club Station
21 Sat North American QSO Party, SSB
22 Sun HF - 75/80 Meter Net
23 Mon Advanced Class 3
24 Tue VHF/UHF - 2 Meter Net
24 Tue CW Course⁵
25 Wed Project Night⁴
26 Thu Club Meeting - Speaker's Night
27 Fri CQ 160M Contest, CW
29 Sun HF - 75/80 Meter Net
30 Mon Advanced Class 4
31 Tue VHF/UHF - 2 Meter Net
31 Tue CW Course⁵

February, 2012

02 Thu Exec Meeting
03 Fri 10-10 International Winter Contest, SSB
05 Sun HF - 75/80 Meter Net
05 Sun Sunday Brunch – Bobbie's Restaurant²
06 Mon Advanced Class 5
07 Tue VHF/UHF - 2 Meter Net
07 Tue CW Course⁵
08 Wed Project Night⁴
09 Thu Club Meeting - Speaker's Night
12 Sun HF - 75/80 Meter Net
13 Mon Advanced Class 6
14 Tue VHF/UHF - 2 Meter Net
14 Tue CW Course⁵
16 Thu ARES Meeting
17 Fri ARRL International DX Contest - CW
19 Sun HF - 75/80 Meter Net

February Continued

20 Mon No Class – Family Day
21 Tue VHF/UHF - 2 Meter Net
21 Tue CW Course⁵
22 Wed Project Night⁴
24 Fri CQ 160M Contest, SSB
26 Sun HF - 75/80 Meter Net
27 Mon Advanced Class 7
28 Tue VHF/UHF - 2 Meter Net
28 Tue CW Course⁵

March, 2012

01 Thu Exec Meeting
02 Fri ARRL International DX Contest - SSB
04 Sun Sunday Brunch – Bobbie's Restaurant
04 Sun HF - 75/80 Meter Net
05 Mon Advanced Class 8
06 Tue VHF/UHF - 2 Meter Net
08 Thu Club Meeting - Speaker's night
11 Sun HF - 75/80 Meter Net
12 Mon Advanced Class 9
13 Tue VHF/UHF - 2 Meter Net
14 Wed Project Night⁴
15 Thu ARES Meeting
18 Sun HF - 75/80 Meter Net
19 Mon Advanced Class 10
20 Tue VHF/UHF - 2 Meter Net
22 Thu Club Meeting - Speaker's night
23 Fri CQ WPX Contest – SSB
25 Sun HF - 75/80 Meter Net
26 Mon Advanced Class Review
27 Tue VHF/UHF - 2 Meter Net
28 Wed Project Night⁴

April, 2012

01 Sun Sunday Brunch – Bobbie's Restaurant
01 Sun HF - 75/80 Meter Net
02 Mon Advanced Class IC Exam
03 Tue VHF/UHF - 2 Meter Net
05 Thu Exec Meeting
08 Sun HF - 75/80 Meter Net
10 Tue VHF/UHF - 2 Meter Net
12 Thu Club Meeting - Speaker's night
15 Sun HF - 75/80 Meter Net
17 Tue VHF/UHF - 2 Meter Net
19 Thu ARES Meeting
21 Sat Ontario QSO Party

NOTES

1. Meetings start 7:30PM at St. Thomas A Becket Church Hall, 3535 South Common Court unless otherwise noted.
2. Sunday brunch are held on the first Sunday of each month. Time is 8:30AM at Bobbie's, 20 Queen St., Streetsville (NW corner of Britannia Rd/Queen St in Streetsville)
3. ARES Meetings start at 7:30PM at the Red Cross, Ontario Zone Office (OZONE), 5700 Cancross Court, Mississauga, ON. **The January ARES meeting will be on Wednesday, January 18th.**
4. Project Night, 2nd and 4th Wednesday each month, starts at 7:30pm at the VE3MIS Club Station, Danmax Electronics, Unit 2, 2377 Anson Drive, Mississauga, ON.
5. CW Course. Contact Earle Laycock, VE3XEL at , 905-823-1345 or ve3xel@rac.ca for further information.

Visit our website: <http://www.marc.on.ca> for any updates of the calendar.

Education Update

By Earle Laycock, VE3XEL, MARC Education Manager

Basic Class Update

Thanks to all of the volunteers in MARC, we have introduced a new group of eager folks anxious to get their Basic license to the world of amateur radio. So far, the following have obtained their license through our classes:

Barry Leibner VE3LBL
Benoit Parent VE2BPM
Brian Alexander VA3AZA
Casey Johnson VA3CJX
Hector Martinez VA3HNL
John Brent VA3WPN
Mario Bralic VA3EON
Robert Morris VA3ZRM
Thomas Gernon VE3ETG

There will be more students added to this list as some could not write their exams in December due to schedules, personal issues and commitments. If you still need to write your exam, please contact me at ve3xel@rac.ca or Basil VE3JEB to make arrangements.

My thanks to all of the instructors who devoted a good chunk of personal time to prepare and teach their lessons. The unsung heroes include: Jody, VE3ION; Basil, VE3JEB; Ed, VA3TPV; Dave, VE3XDS; Daniel, VE3NI; and Earle, VE3XEL. Without your help, we would not be able to carry on MARC's great education tradition.

Part of the problem in teaching an introductory class is that practical experience is sometimes limited by the class room location and facilities, time constraints and availability of equipment and instructors. We know this has been a problem as new hams have their craniums packed with theory but lack the practical application of theory to practice. There are a million questions: How do I set up a station? What equipment to buy? What features are necessary and what are optional? What antennas can I use? Afford? How do I get my first QSO? The Elmer Program helps address this shortcoming.

Elmer Program

MARC has run an **Elmer program** for a number of years. Elmers are licensed hams who offer to pair with someone interested or new to amateur radio and share their

experience with that person. The student then gets to make a new amateur radio friend and visit the shack to see how a station is built, get operating tips and perhaps make a contact or two on the air.

I am happy to say that MARC has supported the Elmer Program very well and this year the following amateurs have come forward to help our new hams:

Clyde Halliday VE3VOC
Dan Goodier VE3NI
Emanuel Corthay VE3IJI
George Gorsline Jr VE3YV
Jim Brampton VE3JIW
John Coones VE3JOC
Lorne Jackson VE3CXT
Michael Brickell VE3TKI
Reg Vertoli VA3JQA

Thanks guys. You are making an important contribution to a fellow ham's journey into amateur radio.



Exciting New Addition to Practical Elmer Program: HF LAB

This year, we are extending the practical knowledge of our Basic Class by offering a special lab at the club station VE3MIS. On Saturday January 14th 2012 a special lecture and practical on-air lab will be held to introduce new hams to the world of HF theory and operation.

I am extremely indebted to Michael, VE3TKI, and Ed, VA3TPV, for taking on this task and to the VE3MIS contesting group for making the station available (in working order! hi hi) for the day.

We are hoping to provide some valuable, practical information to our new amateurs and then follow with the opportunity to use the information using the club station. This should be a fun and informative day.

HF Lab Details:

Date: Saturday January 14th 2012

Time: 9AM to 4 PM (last part of day will be on the air)

Location: Danmax Electronics, 2311 Anson Drive Unit B, East Side door, Mississauga. Enter by side door and go up the stairs to the second floor.



PIZZA NITE

OK. I have captured your attention now! Our graduation ceremony for the Basic Class will take place at the club station VE3MIS as follows:

Date: Thursday January 19th 2012

Time: 7:00 PM

Location: Danmax Electronics, 2311 Anson Drive Unit B, East Side door, Mississauga. Enter by side door and go up the stairs to the second floor.

This is one of my favourite club events and all Basic, Advanced and CW students are invited to attend along with all MARC instructors, executive and Elmers.

This is a chance for our new hams and students to find out what is happening in the club, meet the executive, learn how to become more involved in club activities that are of interest and to chow down some **free pizza** ! We will also be handing out awards for top scores in the Basic course.

At this point, I would like to thank Radioworld and especially Jack Summers VA3XR, for donating a \$50 gift certificate to the top score in the Basic Class. Radioworld has been a stalwart supporter of our education program for many years and everyone in MARC thanks you Jack for helping us in this way.

So mark January 19th down in your calendar and join in the fun.

And There is More: Advanced and CW Courses!

Wow! As you can see a lot is happening in the club.

Advanced Course

Thomas VA3TMB will be teaching the Advanced Course again this year. Registration will be on the first night of classes. The course is geared to get your Advanced qualification while having a lot of fun. Thomas will be using the RAC Advanced CDROM Study Guide along with his own presentation notes to teach the class. If you do not have your own copy of the CDROM, an order can be placed

at registration with a deposit. The Industry Canada examination is included as part of the course.

Advanced Course Details:

Date: Monday January 9th 2012

Time: 7:00 PM

Location: Meals On Wheels / Red Cross, 2445 Dunwin Drive, West of Glen Erin Drive and North of Dundas Street, Mississauga.

Text: RAC Advanced Study Guide CD-ROM (approximately \$25-\$30)

Cost: \$30 for the course plus MARC Membership (\$30 single, family \$35). A reduced fee is available for full time students enrolled in college, university or high school.

Contact: Earle VE3XEL 905-823-1345 or ve3xel@rac.ca for further information

CW Course

Frank VE3HTX and Earle VE3XEL will be teaching a CW course on Tuesday evening beginning on January 10th. This course will run until the end of February and the Industry Canada Morse Code/CW examination is included at no extra charge. The course is designed to get you receiving and sending (usually much easier than receiving) at 5 WPM which will allow you to pass the required IC exam. You will be expected to practise twice a day of perhaps 15 minutes per session. Computer programs and files will be available to assist you learning Morse Code. Despite what you have heard, Morse Code is still used extensively in amateur radio and can be fun if you approach it with an open mind. Once hooked, you may find CW to be one of your favourite digital modes!

CW Course Details:

Date: Tuesday January 10th 2012

Time: 7:00 PM

Location: Earle's QTH 2772 Hollington Crescent, Mississauga, L5K 1E7.

Note! Cost: \$30 for the course plus MARC Membership (\$30 single, family \$35). A reduced fee is available for full time students enrolled in college, university or high school.

Contact: Earle, VE3XEL, 905-823-1345 or ve3xel@rac.ca for further information

Thanks to the Red Cross

We know that amateur radio and Red Cross share a beneficial relationship. In time of disaster, we work together under the guise of Amateur Radio Emergency Services ARES. In Mississauga, MARC has been fortunate to have use of the Red Cross facilities for our training programs. In return, Red Cross volunteers and staff can take our courses for free or at cost for materials.

This year, we have been able to help the Red Cross Meals on Wheels by donations of chairs for their office thanks to a club member.

But you never know where assistance may happen. Benoit Parent VE2BPM took our Basic course this year and while attending classes noticed that Meals on Wheels performed a wonderful service to the community. Ben organized a battery recycling day at his workplace and raised several hundred dollars. He thoughtfully donated this money to the Meals on Wheels program...all because of his association through MARC and the use of the Red Cross classroom at Meals on Wheels. Tara Monks-Canfield, Region of Peel Community Services Coordinator, was delighted to receive this unexpected support. Thanks Ben VE2BPM, amateur radio is all about helping your community and you have exemplified this spirit.

That's it for the Education Update. Thank goodness not much is happening or I would never get this in to Ed VA3TPV! 73 for 2012+ Earle

The MARC DX Award Update

By Ed Spingola, VA3TPV



Photo 1: Fred, VE3CZ, with Stefan, VA3AR, accepting their MARC DX Award certificates.

After a very successful program in the 2010-2011 MARC club year, the MARC DX Award is back again for the 2011 – 2012 club year.

In the month of December, there were a few more recipients of the MARC DX Award. Photo 1 shows Fred, VE3CZ, and Stefan, VE3AR with their MARC DX Award certificates. Both Fred and Stefan achieved the 100 entity level.

Fred, VE3CZ, working from his home station submitted a log with multiple bands and 101 DXCC entities. Good work Fred.

Stefan, VA3AR, worked the CQ WW CW contest, in November, from his home station on multiple bands achieving 837 QSOs and 101 DXCC entities. Stefan shows what can be done with a good station, excellent operating skills, and of course good propagation. Good work Stefan.

There are many contests throughout the year. So get DXing and submit to me your logs. See the MARC web site under Club Events/MARC Awards for the MARC DX Award rules and entry forms.

http://www.marc.on.ca/marc/events/events_awards.asp)

I will also accept an ADIF log file if you need some assistance in determining your DXCC entities count.

For those seeking a more prestigious award, see the following article on the ARRL Diamond DXCC Challenge.

73 and Good DX.

DX Desk Update – ARRL Diamond DXCC Challenge

By Ed Spingola, VA3TPV

For all you DXers out there, warm up your transceivers and take note. The challenge is before us. The following is from the ARRL NEWS Website¹.

ARRL Diamond DXCC Challenge



2012 is the 75th anniversary of the ARRL's DXCC Award. The world's preeminent DXing award continues to be DXCC, so reaching the "Diamond milestone" is an event that we all want

to celebrate. Going back to the roots of the award, and specifically reading the 1937 DXCC List (January, 1937 QST pages 52-3) to learn what countries were counted at the onset led us to create the Diamond DXCC Challenge.

The country list we will use for the Diamond DXCC Challenge is based upon the list of 231 places shown in 1937. We tried to find corresponding entities today that would represent the places listed in 1937, but there are four places (Baluchistan, British Cameroons, Canal Zone, Hejas) which were on the oldest list that just don't exist today in a form that could even loosely be represented by someplace current. The Diamond DXCC List represents 227 of the 231 1937 "countries." The list is fascinating and leads us to learn more about world history and how geopolitics has changed leading up to today.

As you "check-off" these entities during the course of 2012 working DX (which is an achievement even today) using spotting networks, pan-adapters, 200 watt rigs, and stacked tribanders, imagine how DXing was different in the early years of radio and DXCC! Working Tibet or Aldabra with 50 watts and crystal-controlled transmitters to simple wire antennas, had to be a thrill like no other in that time for ham radio operators.

We anticipate that this award will be very popular thanks to the unique nature of the entities that we will try to put into the log in 2012. Not only are there traditional DXCC entities, but there are cities, Islands on the Air (IOTA by RSGB) island groups, and various sub-political entities inside DXCC entities, such as the Indian State of Goa and many States in Malaysia and islands in Indonesia. There are even three individual "countries" that make up today's Yemen (7O -- Yemen, Socotra Islands and the City of Aden)! Yes, we would like to have even one of them on the air. An interesting factoid about this 1937 list came via the late Jim Maxwell, W6CF. Jim said the only entity

from the 1937 list to be removed without a single QSO being made was Wrangel Island.

For some entities that today consist of multiple countries, you may work any of today's entities to qualify for that single, 1937 country. For example, French Equatorial Africa will be considered worked if you log a station in TL, TN, TR or TT in 2012. The Diamond DXCC country tables show the current entity names and prefixes that qualify for the 1937 countries.

The Diamond DXCC Challenge is an "Honor Award" and will not require acquisition or inspection of QSLs or proof of confirmation, although it still will be fun and useful to seek out cards or LoTW confirmations. We will provide forms online to use at your operating position to track what you have worked and forms for applying for awards and endorsements. As the year goes on, we will also provide hints and tips about what is happening with the Diamond DXCC Award and for instance, who might be on the air from Goa or Gdansk!

The Diamond DXCC certificate will be available for working 100 of the 226 entities, and will be endorsable at 5 levels: 125, 150, 175, 200 and 225. If anyone works all 226, there will be a special award for that remarkable achievement! We hope to publish award recipients' call signs online during the year, and identify high numbers.

There will be a Diamond DXCC Challenge Honor Roll. The Honor Roll level will be determined by the leader in worked entities submitted to HQ, and the bottom of the Honor Roll will be 9 entities less than that of the leader. Example: If W1AW has worked 165 entities, the bottom of the Honor Roll will be 156 entities. In February, 2013, HQ will issue a final Honor Roll tally with overall leaders.

See the Diamond DXCC web page² for more information and to read updates during 2012.

ARRL Diamond DXCC Challenge Rules

1. The Diamond DXCC Challenge Awards are available to all amateurs worldwide who contact a minimum of 100 countries from the Diamond DXCC List. US amateurs must be members of the ARRL. Generally, the rules for the Diamond DXCC Challenge are the same as the rules for the DXCC Program, except as listed here.
2. Contacts must be made from within the same DXCC entity by the same operator.
3. Contacts must be made during 2012 -- from 0000Z on 1 January, 2012, through 2359Z on 31 December, 2012. All amateur bands may be used except for 60 meters.
4. There are no mode endorsements or band endorsements. The Diamond DXCC Challenge is considered to be a Mixed-Mode/Mixed-Band award. There are no power categories or restrictions for the award.

5. Confirmations are not required to obtain this award, but HQ will review submitted entries for accuracy and validity.

6. The Diamond DXCC Challenge certificate will be available for working 100 entities and will be endorsable with stickers at the following levels: 125, 150, 175, 200 and 225.

7. Applications should use ARRL-supplied forms available online or obtained by writing DXCC, 225 Main St., Newington, CT 06111.

8. The Diamond DXCC Award certificate fee is \$12 including shipping within the USA, and \$13 including shipping outside the USA.

9. Endorsement stickers are \$1, including shipping in the US, and \$2 outside the US.

For additional information see the links listed below.

References:

1) ARRL News web site: <http://www.arrl.org/news/arrl-diamond-dxcc-challenge>

2) ARRL Diamond DXCC web page: <http://www.arrl.org/diamond-dxcc>


3) DXCC Award History: <http://www.arrl.org/desoto>

Basic Antennas – Understanding Practical Antennas and Design

By Joel R. Hallas, W1ZR

Book Reviewed by Ed Spingola, VA3TPV

This article is a book review of *Basic Antennas – Understanding Practical Antennas and Design*¹, by Joel R. Hallas, W1ZR. Whether you are a recent ham or are an experienced operator, I am sure that you will find this book a worthy addition to your library.



Antennas are one of the most important elements of any radio system. After completing this book the reader should have enough understanding of the basic principles of antenna systems to be able to make a qualified decision about the selection of antennas for their own use or to pursue more advanced material on antennas. This book will provide a foundation in

antenna theory and design necessary for anyone undertaking more advanced topics such as those presented in *The ARRL Antenna Book*².

Basic Antennas is a comprehensive introduction to antennas--basic concepts, practical designs, and details of easy-to-build antennas. You'll learn how to make antennas that really work!

Some of the topics covered in the book include:

- Dipole Antennas
- Antenna Impedance
- Transmission Lines
- Practical Two Element Arrays
- Wideband and Multiband Antennas
- Reflector Antennas
- Yagis for HF and VHF
- Loop Antennas
- Antennas for Microwave Applications
- Vehicle Antennas
- Antenna Measurements
- Getting started with modeling
- Using decibels in Antenna Measurements

There are minimal math concepts used in the book. The book is well illustrated with pictures, figures, and drawings, which makes for an easily readable text. Concepts, terms, and definitions are introduced when required to understand the material. Questions are presented at the end of each chapter to test your knowledge of the previous material.

For those handy with tools and eager to experiment with antennas, there are details of easy to build antennas. Hopefully, you will find something that will interest you.

References:

1) *Basic Antennas – Understanding Practical Antennas and Design*, by Joel R. Hallas, W1ZR. ARRL, ISBN 978-0-87259-999-4

2) *The ARRL Antenna Book*, 20th edition, ARRL, ISBN 978-0-87259-694-8

Build A Go Kit Now - Are You Prepared

By Daniel Goodier, VE3NI

First of all best wishes for a healthy and prosperous 2012.

We are fortunate that here in Mississauga, and in most places in Canada, that we do not suffer from major weather related disasters. Also, we have been fortunate not to experience any man made disasters either.

HOWEVER, it is inevitable that at some point we will NOT be so fortunate

Members of the ARES group will acknowledge that I have been getting after them to “walk the talk”, that is to actually have an ARES Go Kit packed and ready to go and NOT have to hunt around to put a Go Kit together when they are activated.

In that same vain, I would like to remind ALL of us that we should take some time and put together an emergency kit for our Family.

After a major disaster, the usual services we take for granted, such as running water, refrigeration, and telephones, may be unavailable. Experts recommend that you should be prepared to be self-sufficient for at least three days. Store your household disaster kit in an easily accessible location. Put contents in a large, watertight container (e.g. a large plastic garbage can with a lid and wheels) that you can move easily.

Your basic emergency kit should include:

- Water – four liters per person per day
- Food – ready to eat or requiring minimal water
- Manual can opener and other cooking supplies
- Plates, utensils and other feeding supplies
- First Aid kit & instructions
- A copy of important documents & phone numbers
- Warm clothes and rain gear for each family member.
- Heavy work gloves
- Disposable camera
- Unscented liquid household bleach and an eyedropper for water purification
- Personal hygiene items including toilet paper, feminine supplies, hand sanitizer and soap
- Plastic sheeting, duct tape and utility knife for covering broken windows

- Tools such as a crowbar, hammer & nails, staple gun, adjustable wrench and bungee cords.
- Blanket or sleeping bag
- Large heavy duty plastic bags and a plastic bucket for waste and sanitation
- Any special-needs items for children, seniors or people with disabilities. Don't forget water and supplies for your pets.

A component of your disaster kit is your Go-bag. Put the following items together in a backpack or another easy to carry container in case you must evacuate quickly. Prepare one Go-bag for each family member and make sure each has an I.D. tag. You may not be at home when an emergency strikes so keep some additional supplies in your car and at work, considering what you would need for your immediate safety.

- Flashlight
- Radio – battery operated
- Batteries
- Whistle
- Dust mask
- Pocket knife
- Emergency cash in small denominations and quarters for phone calls
- Sturdy shoes, a change of clothes, and a warm hat
- Local map
- Some water and food
- Permanent marker, paper and tape
- Photos of family members and pets for re-identification purposes
- List of emergency point-of -contact phone numbers
- List of allergies to any drug (especially antibiotics) or food
- Copy of health insurance and identification cards
- Extra prescription eye glasses, hearing aid or other vital personal items
- Prescription medications and first aid supplies
- Toothbrush and toothpaste
- Extra keys to your house and vehicle
- Any special-needs items for children, seniors or people with disabilities. Don't forget to make a Go-bag for your pets.

The Federal government has a great site for information on Making a Family Emergency Plan that I recommend that you review at <http://www.getprepared.gc.ca>

Club Sunday Breakfast Location Change:

The club has a monthly Sunday breakfast on the first Sunday of the month. We have changed the location of the breakfast. From now on, it will be at Bobbie's Hideaway Restaurant, 20 Queen St, North, Streetsville., Bobbie's is located on the NW corner of Britannia Rd and Queen St, in Streetsville. We meet in the back of the restaurant. Parking is available behind Bobbies (enter on the north side; it is one-way only), or across the street in the mall parking lot. Please note: We have changed the time to 08:30 AM.

73, Michael, VE3TKI

Amateur Radio Operator ADVANCED LICENSING COURSE

January 9 to April 2, 2012


Mondays 7pm to 9pm

Red Cross Meals-on-Wheels,
2445 Dunwin Drive, Mississauga.

Fee including certification exam:

\$30 for members

\$60 for non-members



This 10 week Boot-Camp style training provides a high assurance of your success.

Expect one hour of home work a week.

www.marc.on.ca



RAC MEMBERSHIP APPLICATION/TCA SUBSCRIPTION OPTIONS

For two- or three-year memberships or renewals please contact the RAC Office given at bottom of this page.

Please enter applicable choice(s)

Please indicate New or Renewal:	
1 year RAC membership; @\$52.00 plus GST or HST as applicable Total \$54.60 in AB, MB, NT, NU, MB, PE, QC, SK, YT (5%) Total \$58.76 in NB, NL, ON (13%). Total \$59.80 in NS (15%)	
1 year RAC membership only; for a blind person NO MAGAZINE @\$25.00 plus GST or HST as applicable Total \$26.25 in AB, MB, NT, NU, MB, PE, QC, SK, YT (5%) Total \$28.25 in NB, NL, ON (13%). Total \$28.75 in NS (15%)	
Family membership; price per extra family member @ \$25.00 plus GST or HST as applicable per year (one TCA per family) (Does not apply to simple subscriptions.) Total \$26.25 per person in AB, MB, NT, NU, MB, PE, QC, SK, YT (5%) Total \$28.25 per person in NB, NL, ON (13%). Total \$28.75 per person in NS (15%)..	

CONTACT INFORMATION

Name:	Call sign:
Address:	City/Town:
Province:	Postal Code:
Family Member Name	Family Member Call sign:
If you enter something on line above, a charge of \$20.00 (plus taxes) will be added to your membership	
Family Member Name	Family Member Call sign:
If you enter something on line above, a charge of \$20.00 (plus taxes) will be added to your membership	
Email:	Telephone #:

DONATION OPTIONS

Donation to the RAC Foundation enclosed	\$
Donation to the Defence of Amateur Radio Fund enclosed	\$
Donation to the Youth Education Programme enclosed	\$
Donation to the Amateur Radio Emergency Service (ARES) Programme enclosed	\$
Grand Total:	\$

PAYMENT OPTIONS (Cheque or)

Visa/MasterCard No:	Card Expiry Date (MM/YY):
Security code on back of card (CVV2):	
Name of person credit card is issued to:	



Mail to:

Radio Amateurs of Canada Inc.
720 Belfast Road, Suite 217
Ottawa, ON, K1G 0Z5
Telephone #: 614-244-4367 or
877-273-8304, Fax: 613-244-4369
Email: rachq@rac.ca